

An Adaptive Subdivision Technique for the Approximation of Attractors and Invariant Measures

Michael Dellnitz*and Oliver Junge

Mathematisches Institut
Universität Bayreuth
D-95440 Bayreuth

<http://www.uni-bayreuth.de/departments/math/~mdellnitz>
<http://www.uni-bayreuth.de/departments/math/~ojunge>

January 12, 2010

Abstract

Recently subdivision techniques have been introduced in the numerical investigation of the temporal behavior of dynamical systems. In this article we intertwine the subdivision process with the computation of invariant measures and propose an adaptive scheme for the box refinement which is based on the combination of these methods. Using this new algorithm the numerical effort for the computation of box coverings is in general significantly reduced, and we illustrate this fact by several numerical examples.

1 Introduction

Recently subdivision methods have been successfully applied to the numerical analysis of complex dynamical behavior (e.g. [?, ?, ?, ?, ?]). These methods can be used for two essentially different purposes: the first is to understand the geometric structure of an underlying attractor. Secondly the goal may be to approximate the observable dynamical behavior of the underlying system in a specific region of state space by the computation of invariant measures. This paper concerns the second possibility, and we propose an adaptive scheme incorporated into the subdivision technique which allows to reduce the numerical effort significantly.

*Research of the authors is partly supported by the Deutsche Forschungsgemeinschaft under Grant De 448/5-2 and by the Konrad-Zuse-Zentrum für Informationstechnik Berlin.

Obviously the dynamical behavior just needs to be approximated on the support of a certain invariant measure. Indeed, the idea for the adaptive principle stated here is to intertwine the subdivision techniques with the computation of a natural invariant measure, an *SBR-measure*, say. Roughly speaking, the size of the covering boxes is reduced in those parts of state space where the natural invariant measure μ is concentrated, and, on the other hand, boxes are not subdivided in areas which have μ -measure zero.

The main goal of this article is to illustrate the efficiency of the new method by numerical examples. For that purpose we consider several dynamical systems for which the SBR-measure is known analytically since this allows us to compare the numerical results obtained by the *adaptive* subdivision algorithm to those obtained by the *standard* subdivision procedure. The adaptive algorithm is essentially based on the combination of two existing methods for which convergence results are known. However, this fact does not immediately imply convergence of the adaptive method as well. Rather this theoretical but relevant problem is currently under investigation, and the results will be published elsewhere.

An outline of the paper is as follows: in §2 we recall the standard subdivision technique from [?]. The numerical method for the approximation of SBR-measures is described in §3. Then, in §4, we present our adaptive subdivision technique, and the efficiency of this method is illustrated by several examples in §5.

2 The Standard Subdivision Algorithm

The purpose is to approximate invariant sets of discrete dynamical systems of the form

$$x_{j+1} = f(x_j), \quad j = 0, 1, \dots,$$

where f is a continuous mapping on \mathbb{R}^n . The central object which is approximated by the subdivision algorithm developed in [?] is the so-called *relative global attractor*,

$$A_Q = \bigcap_{j \geq 0} f^j(Q), \tag{2.1}$$

where $Q \subset \mathbb{R}^n$ is a compact subset. Roughly speaking, the set A_Q should be viewed as the *union of unstable manifolds of invariant objects inside Q* . In particular, A_Q may contain subsets of Q which cannot be approximated by direct simulation.

The subdivision algorithm for the approximation of A_Q generates a sequence $\mathcal{B}_0, \mathcal{B}_1, \mathcal{B}_2, \dots$ of finite collections of boxes with the property that for all integers k the set $Q_k = \bigcup_{B \in \mathcal{B}_k} B$ is a covering of the relative global attractor under consideration. Moreover the sequence of coverings is constructed in such a way that the diameter of the boxes,

$$\text{diam}(\mathcal{B}_k) = \max_{B \in \mathcal{B}_k} \text{diam}(B)$$

converges to zero for $k \rightarrow \infty$.

Given an initial collection \mathcal{B}_0 , one inductively obtains \mathcal{B}_k from \mathcal{B}_{k-1} for $k = 1, 2, \dots$ in two steps.

(i) *Subdivision*: Construct a new collection $\hat{\mathcal{B}}_k$ such that

$$\bigcup_{B \in \hat{\mathcal{B}}_k} B = \bigcup_{B \in \mathcal{B}_{k-1}} B \quad \text{and} \quad \text{diam}(\hat{\mathcal{B}}_k) \leq \theta \text{diam}(\mathcal{B}_{k-1})$$

for some $0 < \theta < 1$.

(ii) *Selection*: Define the new collection \mathcal{B}_k by

$$\mathcal{B}_k = \left\{ B \in \hat{\mathcal{B}}_k : f^{-1}(B) \cap \hat{B} \neq \emptyset \quad \text{for some} \quad \hat{B} \in \hat{\mathcal{B}}_k \right\}.$$

The following proposition establishes a general convergence property of this algorithm.

PROPOSITION 2.1 ([?]) *Let A_Q be the global attractor relative to the compact set Q , and let \mathcal{B}_0 be a finite collection of closed subsets with $Q_0 = Q$. Then*

$$\lim_{k \rightarrow \infty} h(A_Q, Q_k) = 0,$$

where we denote by $h(B, C)$ the usual Hausdorff distance between two compact subsets $B, C \subset \mathbb{R}^n$.

3 Approximation of SBR-Measures

Recently it has been shown in [?] how to compute numerically approximations of an *SBR-measure* supported on a hyperbolic invariant set. Since we want to use this method in our adaptive scheme we now sketch the main ingredients of this algorithm. To make the ideas more transparent we simplify the description drastically by avoiding all technical details concerning the underlying mathematical foundation in Ergodic Theory.

The crucial observation is that the calculation of invariant measures can be viewed as a fixed point problem. Let \mathcal{M} be the set of probability measures on \mathbb{R}^n . Then $\mu \in \mathcal{M}$ is invariant if and only if it is a fixed point of the *Frobenius-Perron operator* $P : \mathcal{M} \rightarrow \mathcal{M}$,

$$(P\mu)(B) = \mu(f^{-1}(B)) \quad \text{for all measurable } B \subset \mathbb{R}^n. \quad (3.1)$$

For a discretization of the operator $P : \mathcal{M} \rightarrow \mathcal{M}$ we replace \mathcal{M} by a finite dimensional set \mathcal{M}_k : let $B_i \in \mathcal{B}_k$, $i = 1, \dots, N$, denote the boxes in the covering obtained after k steps in the subdivision algorithm and set as before $Q_k = \bigcup_{B \in \mathcal{B}_k} B$. We choose \mathcal{M}_k to be the set of “discrete probability measures” on \mathcal{B}_k , that is,

$$\mathcal{M}_k = \left\{ u : \mathcal{B}_k \rightarrow [0, 1] \quad \left| \quad \sum_{i=1}^N u(B_i) = 1 \right. \right\}.$$

Assuming that $f(Q_k) \subset Q_k$ the discretized Frobenius-Perron operator $P_k : \mathcal{M}_k \rightarrow \mathcal{M}_k$ is given by

$$v = P_k u, \quad v(B_i) = \sum_{j=1}^N \frac{m(f^{-1}(B_i) \cap B_j)}{m(B_j)} u(B_j), \quad i = 1, \dots, N, \quad (3.2)$$

where m denotes Lebesgue measure. Now a fixed point $u = P_k u$ of P_k provides an approximation to an invariant measure of f .

REMARK 3.1 For the mathematically precise statement on the convergence of this method one would have to introduce the concept of *small random perturbations*. The reason is that this allows one to use a result of Yu. Kifer on the convergence of invariant measures in the perturbed systems to the SBR-measure ([?]). However, the purpose of this article is to develop and to test an adaptive scheme for the box refinement in the subdivision algorithm rather than to explain the theoretical background concerning the computation of SBR-measures. Therefore the reader is referred to [?] for the rigorous mathematical treatment.

4 The Adaptive Subdivision Algorithm

As mentioned above, the standard subdivision algorithm may approximate a part of the global attractor which is dynamically irrelevant in the sense that no invariant measure has support on this subset. The reason is that *each* box is subdivided in a step of the subdivision algorithm regardless of any information on the dynamical behavior. In particular, also those subsets of the relative global attractor corresponding to unstable or transient dynamical behavior are approximated by the standard procedure.

On the other hand, if one is mainly interested in the approximation of the support of the (natural) invariant measure rather than in the precise geometric structure of the global attractor then this strategy may lead to unnecessary high storage and computation requirements. In the following we present a modified subdivision strategy which avoids this drawback: roughly speaking,

- in the subdivision step we use the information on the actual approximation of the invariant measure to decide whether or not a box should be subdivided;
- in the selection step we keep only those boxes which have a nonempty intersection with the support of the invariant measure.

To be more precise, let $\{\delta_k\}$ be a sequence of positive real numbers such that $\delta_k \rightarrow 0$ for $k \rightarrow \infty$. The algorithm generates a sequence of pairs

$$(\mathcal{B}_0, u_0), (\mathcal{B}_1, u_1), (\mathcal{B}_2, u_2), \dots$$

where the \mathcal{B}_k 's are finite collections of compact subsets of \mathbb{R}^n and the discrete measures $u_k : \mathcal{B}_k \rightarrow [0, \infty)$ can be interpreted as approximations to the SBR-measure μ_{SBR} :

$$u_k(B) \approx \mu_{SBR}(B) \quad \text{for all } B \in \mathcal{B}_k.$$

Given an initial pair (\mathcal{B}_0, u_0) , one inductively obtains (\mathcal{B}_k, u_k) from $(\mathcal{B}_{k-1}, u_{k-1})$ for $k = 1, 2, \dots$ in three steps:

(i) *Subdivision*: Define

$$\mathcal{B}_{k-1}^- = \{B \in \mathcal{B}_{k-1} : u_{k-1}(B) < \delta_{k-1}\} \quad \text{and} \quad \mathcal{B}_{k-1}^+ = \mathcal{B}_{k-1} \setminus \mathcal{B}_{k-1}^-.$$

Construct a new (sub-)collection $\hat{\mathcal{B}}_k^+$ such that

$$\bigcup_{B \in \hat{\mathcal{B}}_k^+} B = \bigcup_{B \in \mathcal{B}_{k-1}^+} B$$

where

$$\text{diam}(\hat{\mathcal{B}}_k^+) \leq \theta \text{diam}(\mathcal{B}_{k-1}^+)$$

for some $0 < \theta < 1$.

(ii) *Calculation of the invariant measure*: Set

$$\hat{\mathcal{B}}_k = \mathcal{B}_{k-1}^- \cup \hat{\mathcal{B}}_k^+.$$

For the collection $\hat{\mathcal{B}}_k$ calculate the approximating invariant measure as the fixed point \hat{u}_k of the discretized Frobenius-Perron operator defined by (3.2).

(iii) *Selection*: Set

$$\mathcal{B}_k = \{B \in \hat{\mathcal{B}}_k : \hat{u}_k(B) > 0\}$$

and

$$u_k = \hat{u}_k|_{\mathcal{B}_k}.$$

REMARK 4.1 (a) In the realization of the algorithm we typically subdivide the boxes in the collection \mathcal{B}_k^+ by bisection. This guarantees that the number of boxes is not growing too fast. For the details concerning the implementation the reader is again referred to [?, ?].

(b) In principle there is some freedom in choosing the sequence $\{\delta_k\}$ of positive numbers used in the subdivision step. Note however that this sequence determines the number of boxes which will be subdivided and hence it has a significant influence on the storage requirement. In the computations it turned out to be quite efficient to choose the average

$$\delta_k = \frac{1}{N_k} \sum_{B \in \mathcal{B}_k} u_k(B) = \frac{1}{N_k},$$

where N_k is the number of boxes in \mathcal{B}_k .

(c) In the numerical realization of the selection step (iii) we check whether $\hat{u}_k(B) > \epsilon$ where $\epsilon > 0$ is chosen sufficiently small with respect to the machine precision.

5 Numerical Examples

In this section we illustrate the efficiency of the adaptive scheme by several numerical examples. First we consider three one-dimensional mappings for which the SBR-measures are known analytically. For these cases we will see that, as expected, the new technique is particularly useful if the underlying invariant density has singularities. Additionally we consider the Hénon map as a two-dimensional example and show the box refinement produced by the adaptive subdivision algorithm at a certain step.

Before proceeding let us indicate some details concerning the implementation of the adaptive subdivision algorithm:

- (a) The subdivision is always done by bisection and the boxes are stored in a binary tree. This way we keep the storage requirement at a low level.
- (b) For the computation of the transition probabilities $m(f^{-1}(B_i) \cap B_j)$ in (3.2) we use an exhaustion technique as described in [?]. This method is particularly useful when – as in our examples – local Lipschitz constants are available for the underlying dynamical system.
- (c) The computation of the discrete measures is done by an inverse power method. In the solution of the corresponding linear systems the fact is taken into account that the discretized Frobenius-Perron operator is extremely sparse.

The adaptive algorithm is integrated into the C++ code **GAIO** (**G**lobal **A**nalysis of **I**nvariant **O**bjects). A link to a detailed description of **GAIO** can be found on the homepages of the authors.

Three one-dimensional examples

Motivated by the numerical investigations in [?] we apply the adaptive subdivision algorithm to three different one-dimensional dynamical systems on the interval $[0, 1]$. In each case we have chosen the initial collection $\mathcal{B}_0 = \{[0, 1]\}$.

1. As a first example we consider the Logistic Map $f_1 : [0, 1] \rightarrow [0, 1]$,

$$f_1(x) = \lambda x(1 - x)$$

for $\lambda = 4$. The unique absolutely continuous invariant measure μ of f_1 has the density

$$h_1(x) = \frac{1}{\pi \sqrt{x(1-x)}}$$

(see e.g. [?]). Using the standard and the adaptive algorithm we have approximated this density on several levels and the results are shown in Table ???. We remark that even the computation for $\ell = 20$ only takes about 50 sec on an MIPS R4400 cpu.

Table 1: Comparison between the standard and the adaptive subdivision algorithm for the Logistic Map. The minimal box volume in each row is $2^{-\ell}$.

ℓ	number of boxes		L^1 -error	
	standard	adaptive	standard	adaptive
6	64	17	0.1390	0.1431
8	256	34	0.0670	0.0765
12	4096	151	0.0210	0.0258
16	65536	679	0.0064	0.0073
20	2^{20}	2831	-	0.0021

In Figure ?? we illustrate the fact that the size of the boxes is much smaller for those which are close to zero or one. Indeed, this is what we expect since the density has singularities in these points.

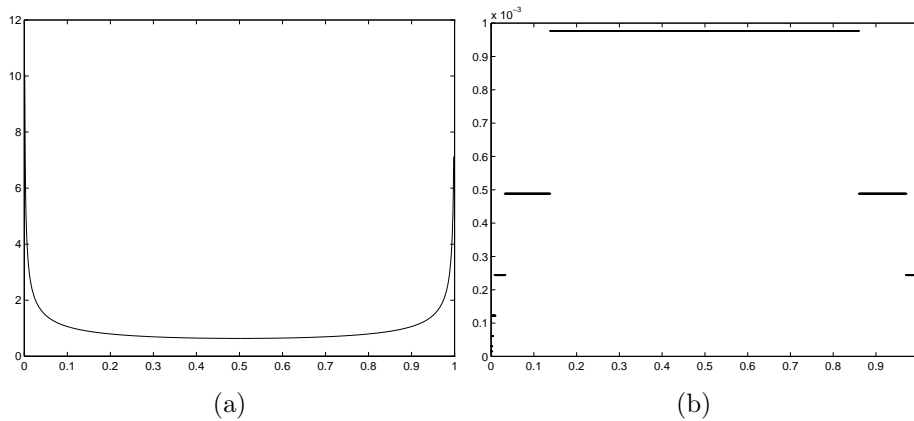


Figure 1: Illustration of the relation between the density and the actual box refinement produced by the adaptive subdivision algorithm for $\ell = 10$: (a) the density h_1 ; (b) the radii versus the midpoints of boxes.

2. We consider the map $f_2 : [0, 1] \rightarrow [0, 1]$,

$$f_2(x) = \begin{cases} \frac{2x}{1-x^2} & \text{for } 0 \leq x < \sqrt{2} - 1, \\ \frac{1-x^2}{2x} & \text{for } \sqrt{2} - 1 \leq x \leq 1. \end{cases}$$

Its invariant density is

$$h_2(x) = \frac{4}{\pi(1+x^2)}.$$

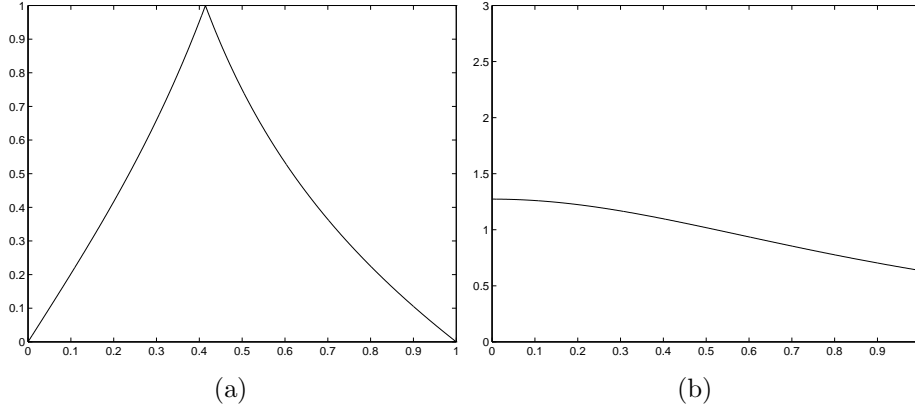


Figure 2: (a) The map f_2 ; and (b) its invariant density h_2 .

In Table ?? we present the numerical results for this case. As expected the application of the adaptive subdivision algorithm is not more efficient than the standard one since the invariant measure is quite close to Lebesgue measure.

Table 2: Comparison of the numerical results for f_2 (ℓ as in Table ??).

ℓ	number of boxes		L^1 -error	
	standard	adaptive	standard	adaptive
6	64	45	0.0027	0.0053
8	256	187	$6.5 \cdot 10^{-4}$	0.0013
10	1024	759	$1.7 \cdot 10^{-4}$	$3.2 \cdot 10^{-4}$
12	4096	3047	$4.6 \cdot 10^{-5}$	$7.8 \cdot 10^{-5}$

3. Finally we consider the map $f_3 : [0, 1] \rightarrow [0, 1]$,

$$f_3(x) = \left(\frac{1}{8} - 2 \left| x - \frac{1}{2} \right|^3 \right)^{\frac{1}{3}} + \frac{1}{2},$$

with the invariant density

$$h_3(x) = 12 \left(x - \frac{1}{2} \right)^2.$$

The graphs of f_3 and h_3 are shown in Figure ??.

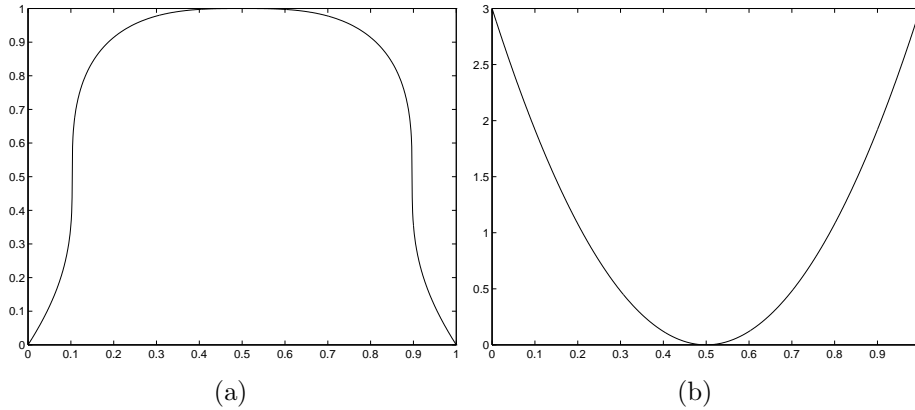


Figure 3: (a) The map f_3 ; and (b) its invariant density h_3 .

We now discuss the numerical results presented in Table ???. Note that the derivative of f_3 has singularities at two points inside $[0, 1]$. This is the reason why several boxes get lost in the realization of the selection step in the standard subdivision algorithm. Consequently the computation of the invariant measure does not lead to satisfying results. In contrast to this no boxes are lost in the application of the adaptive subdivision technique, and accordingly the L^1 -error is decreasing with an increasing number of subdivision steps.

Table 3: Comparison of the numerical results for f_3 (ℓ as in Table ???).

ℓ	number of boxes		L^1 -error	
	standard	adaptive	standard	adaptive
6	63	11	0.0260	0.2931
8	249	30	0.0105	0.2583
10	993	189	0.0110	0.0435
12	3967	816	0.0133	0.0065

The Hénon map

We apply the adaptive subdivision algorithm to a two-dimensional example, namely a scaled version of the well known *Hénon map*

$$f : \mathbb{R}^2 \rightarrow \mathbb{R}^2, \quad f(x, y) = (1 - ax^2 + y/5, 5bx).$$

In the computations we have fixed the parameters by $a = 1.2$, $b = 0.2$, and we have chosen $\mathcal{B}_0 = \{[-2, 2]^2\}$.

In Figure ?? we present a tiling of the square $[-2, 2]^2$ obtained by the adaptive subdivision algorithm after several subdivision steps. The resulting box-collection \mathcal{B} consists of the grey boxes shown in part (a) of this figure. We expect that due to the numerical approximation some boxes have positive *discrete* measure although

they do not intersect the support of the *real* natural invariant measure. Having this in mind we neglect those boxes with very small discrete measure and show in Figure ?? a subcollection $\tilde{\mathcal{B}} \subset \mathcal{B}$ with the property that

$$\sum_{B \in \tilde{\mathcal{B}}} u(B) \approx 0.99 \quad (5.1)$$

(see also Remark 4.1(c)).

REMARK 5.1 For our choice of the parameter values we cannot explicitly write down a natural invariant measure. Hence it is impossible to compare our numerical results using analytical ones. Moreover, it is not even known for an arbitrary choice of the parameter values whether or not the Hénon map possesses an SBR-measure. However, recently it was proved by M. Benedicks and L.-S. Young that the Hénon map indeed has an SBR-measure for a “large” set of parameter values, see [?].

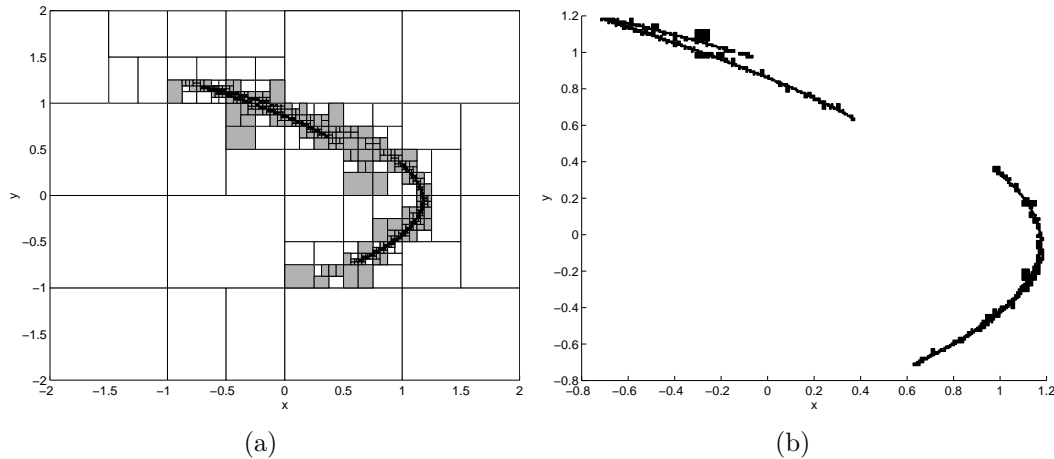


Figure 4: (a) A tiling of the square $[-2, 2]^2$ obtained by the adaptive subdivision algorithm; and (b) the subcollection $\tilde{\mathcal{B}}$ of boxes with discrete density bigger than 0.35 (see also (??)).

Finally we apply the numerical techniques described in [?] to determine the essential dynamical behavior of the Hénon map for this choice of parameter values. An approximation of the (natural) invariant measure obtained by the adaptive subdivision algorithm is shown in Figure ?. This computation is based on the total number of 1514 boxes inside the square $[-2, 2]^2$, whereas the support of the invariant measure is covered by 1442 boxes. The results indicate that the Hénon map exhibits complicated dynamical behavior.

Moreover it can be shown that the areas where the density is colored red resp. blue are permuted cyclically by the mapping. Hence altogether we may conclude that for these parameter values the Hénon map exhibits a two-cycle (the “macro-dynamics”) in addition to unpredictable (chaotic) behavior. This fact is also demonstrated by a **Java**-animation for which a link can be found on the homepages of the authors.

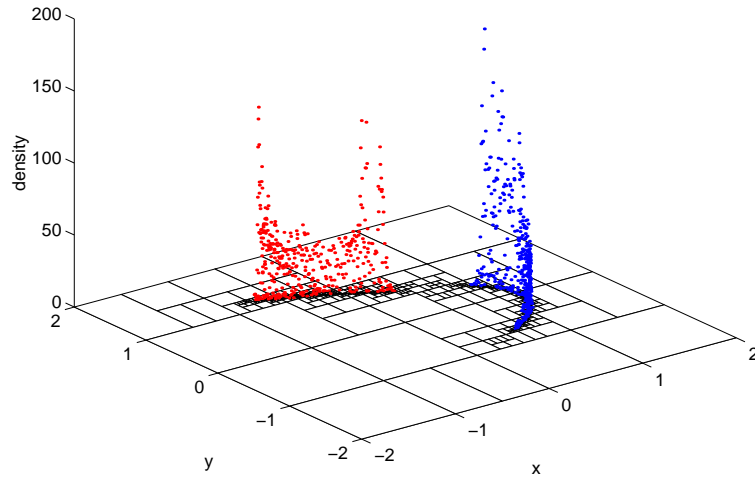


Figure 5: Illustration of the (natural) invariant measure for the Hénon map. The picture shows the density of the discrete measure on $\tilde{\mathcal{B}}$, see (??).